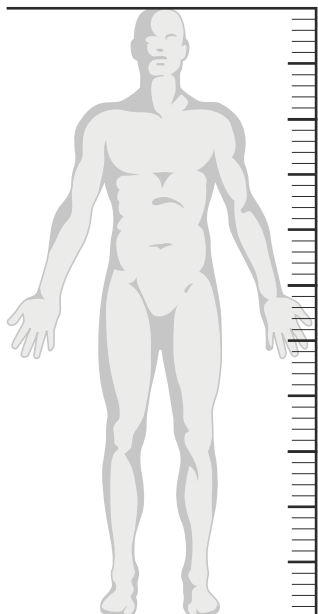


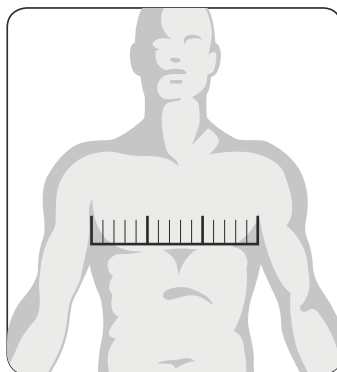
# MEN SIZE CHART

(measurements in centimeters)



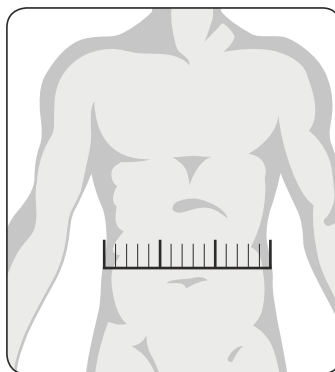
## HEIGHT

Measure height vertically between the top of the head and the sole, on the person standing straight, feet together.



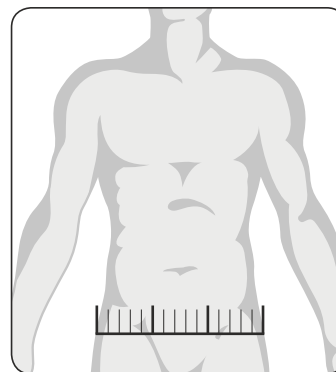
## 1 - CHEST

Chest circumference is the largest measurement taken on a person standing, breathing normally, passing the measuring tape horizontally at the chest, below the armpits, arms down.



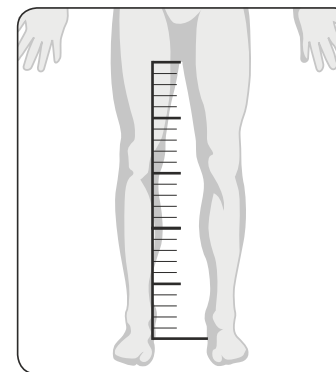
## 2 - WAIST

Waist circumference is the measurement taken at the waist (the narrowest point between chest and hips), while breathing normally, on a person standing with relaxed abdomen.



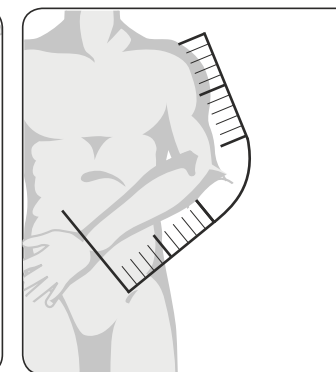
## 3 - HIPS

Hips circumference is taken horizontally at the widest point of the basin (buttocks).



## 4 - INSEAM

Inner legs length (from crotch to the ground) is the distance measured along the leg between the lowest part of the bust and the sole on a person standing straight, with feet slightly apart. If the suit has "booties", take measurement with shoes.



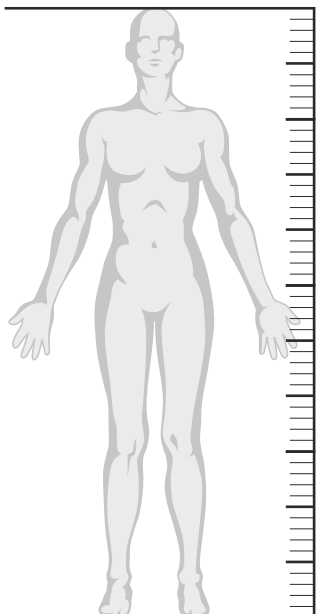
## 5 - ARM LENGTH

It's the distance from the outside of the shoulder to the wrist, along the arm bent.

SIZE	HEIGHT	CHEST (1)	WAIST (2)	HIPS (3)	INSEAM (4)	ARM LENGTH (5)
XS	162/168	91/95	78/82	90/94	80/82	62/64
S	169/174	95/99	82/86	94/98	81/83	63/65
M	173/178	99/103	86/90	98/102	82/84	64/66
L	179/184	103/107	90/94	102/106	83/85	65/67
XL	183/187	107/111	94/98	106/110	84/86	66/68
XXL	185/189	111/115	98/102	110/114	85/87	67/69
3XL	188/194	115/119	102/106	114/118	85/87	67/69

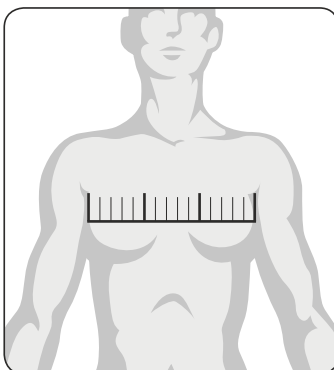
# WOMEN SIZE CHART

(measurements in centimeters)



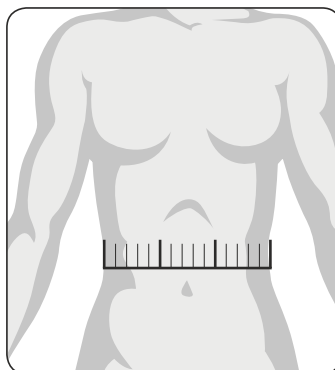
## HEIGHT

Measure height vertically between the top of the head and the sole, on the person standing straight, feet together.



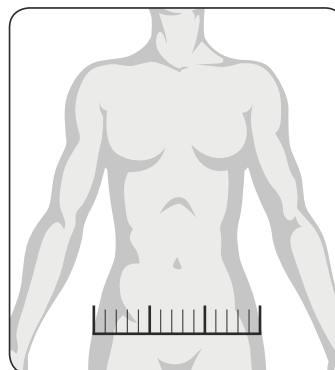
## 1 - CHEST

Chest circumference is the largest measurement taken on a person standing, breathing normally, passing the measuring tape horizontally at the chest, below the armpits, arms down.



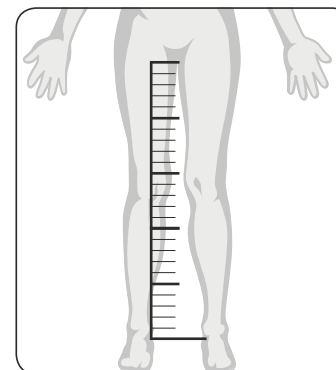
## 2 - WAIST

Waist circumference is the measurement taken at the waist (the narrowest point between chest and hips), while breathing normally, on a person standing with relaxed abdomen.



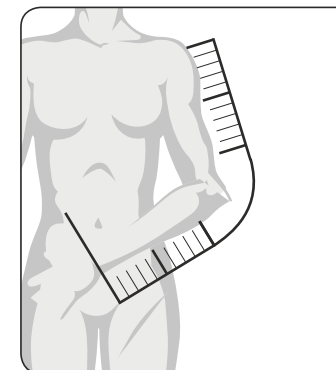
## 3 - HIPS

Hips circumference is taken horizontally at the widest point of the basin (buttocks).



## 4 - INSEAM

Inner legs length (from crotch to the ground) is the distance measured along the leg between the lowest part of the bust and the sole on a person standing straight, with feet slightly apart. If the suit has "booties", take measurement with shoes.



## 5 - ARM LENGTH

It's the distance from the outside of the shoulder to the wrist, along the arm bent.

SIZE	HEIGHT	CHEST (1)	WAIST (2)	HIPS (3)	INSEAM (4)	ARM LENGTH (5)
XS	157/163	79/83	62/66	89/93	76/78	57/59
S	160/165	83/87	66/70	93/97	77/79	58/60
M	163/168	87/91	70/74	97/101	78/80	59/61
L	165/170	91/95	74/78	101/105	79/81	60/62
XL	168/173	95/99	78/82	105/109	80/82	61/63
XXL	173/176	99/103	82/86	109/113	81/83	62/64
3XL	175/180	103/107	86/90	113/117	81/83	62/64